

アングルロータ Angle Rotor R26A2

最高回転速度 : 26,000 rpm

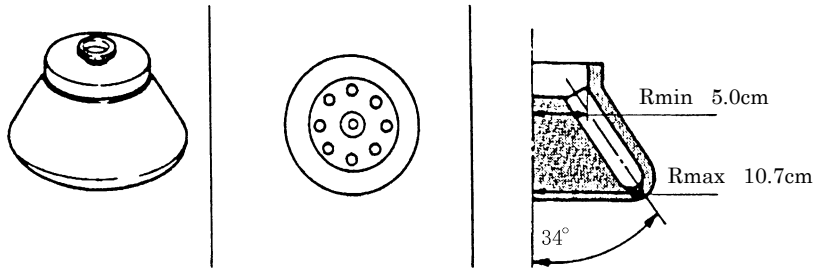
Max. Speed

最大遠心加速度 : 80,900 × g

Max. R. C. F.




















全 容 量 : 400ml = 50ml × 8

Nominal Rotor Capacity



適用アダプタ・キャップ・チューブ・ボトル一覧表

Summary of Adaptors, Caps, Tubes, Bottles

アダプタ Adaptors	キャップ Caps	品名 Tube/Bottle	寸法 Tube size	実容量 Specified sample capacity	最高回転速度 Max. Speed (rpm)	遠心加速度 Max. R.C.F (× g)
—	M-PPフタ Lid 328479A 	 50PAチューブ Tube	φ 2.9 × 10.3	38ml	26,000*	80,900
		 50PCチューブ Tube	φ 2.9 × 10.3	36ml	26,000	80,900
	—	 50PPボトルクミ Bottle Ass'y	φ 2.9 × 10.3	34ml	26,000	80,900
	—	 50PCボトルクミ Bottle Ass'y	φ 2.9 × 10.3	36ml	26,000	80,900
	1.5 × 2A50アダプタ Adaptor S407652A  φ 2.8 × 10.0 DE	キャップレス Capless	 50SSチューブ Tube	φ 2.9 × 10.3	41ml	26,000
10GA50アダプタ Adaptor 336712A  φ 2.9 × 10.1 NBR	キャップレス Capless	 10ガラスチューブ Glass Tube	φ 1.2 × 10.5	7.4ml	4,000	1,810
	C2-ALキャップクミ Cap Ass'y 424916A 	 12PEチューブ Tube	φ 1.6 × 7.6	10.5ml	15,000	22,900
 12PAチューブ Tube		φ 1.6 × 7.6	10.5ml	15,000	22,900	
 12PCチューブ Tube		φ 1.6 × 7.6	10.5ml	15,000	22,900	
 12SSチューブ Tube		φ 1.6 × 7.6	10.5ml	15,000	22,900	
11A50アダプタ Adaptor 336715A  φ 2.9 × 10.1 NBR	—	 10PCボトルクミ Bottle Ass'y	φ 1.6 × 8.2	8.2ml	15,000	22,900
	C2-PPフタ Lid 328478A 	 11PAアツチューブ Thick-Walled Tube	φ 1.6 × 8.2	8.0ml	15,000	22,900
	—	 11PCアツチューブクミ Thick-Walled Tube Ass'y	φ 1.6 × 8.2	8.4ml	15,000	22,900

* 24,000rpmを越えて使用する場合、試料を30ml以上入れて使用して下さい。

* For the operation exceeding 24,000 rpm, fill the tubes 30ml or more sample.